

LANE TRANSIT DISTRICT
STIF ADVISORY COMMITTEE

Tuesday, November 15, 2022
3:30 p.m. to 5:00 p.m.

Lane Transit District Board Room & Zoom

- | | | |
|---|--|--|
| <input type="checkbox"/> Phil Barnhart | <input type="checkbox"/> Susy Lacer | <input type="checkbox"/> Vidal Francis (non-voting) |
| <input type="checkbox"/> Hoover Chambliss | <input type="checkbox"/> Eugene Organ | <input type="checkbox"/> Caitlin Vargas (non-voting) |
| <input type="checkbox"/> Kelly Clarke | <input type="checkbox"/> Cosette Rees | <input type="checkbox"/> Pete Knox (non-voting) |
| <input type="checkbox"/> Mike Eyster | <input type="checkbox"/> David Reesor | |
| <input type="checkbox"/> Alma Hesus | <input type="checkbox"/> Phillip Shimbue | |
| <input type="checkbox"/> Joshua Kashinsky | | |

AGENDA

- I. Call to Order
- II. Roll Call
- III. Agenda Review
- IV. Audience Participation
- V. Formula Fund Project Updates
 - a. Updated Project Budgets
 - b. Committee Review and Questions
 - c. Committee Prioritization
 - d. Committee Voting
- VI. Next/Future Meeting Agendas
- VII. Adjournment

Zoom: Link to watch live and provide public participation provided on the web calendar at www.LTD.org.

Broadcasting: Watch live (no participation) via link: <https://metrotv.ompnetwork.org/>

LTD STIF FORMULA FUND APPLICATION PACKET

DATE: November 15, 2022
TO: LTD STIF Advisory Committee
FROM: LTD Qualified Entity
SUBJECT: LTD STIF Formula Fund Applications

CONTENTS

Oregon Public Transportation Plan Goals	5
Advisory Committee Criteria.....	6
Summary of Project Changes Since 11.1.22	7
STIF Formula Fund Proposed Budgets	8
STIF Proposed Project Summaries	10
PROJECT A Specialized Services STF Programs.....	10
Task 1: RideSource ADA Paratransit and Shopper Shuttle.....	11
Task 2: Preventive Maintenance for Specialized Services Fleet	11
Task 3: Volunteer Mileage Reimbursement	12
Task 4: Behavioral Health Transportation.....	12
Task 5: Crucial Connections	13
Task 6: Veterans Transportation.....	13
Task 7: Preschool Transportation	14
Task 8: South Lane Operations	14
Task 9: Travel Training	15
Task 10: Transit Host Program	15
Task 11: Transportation Eligibility Assessments	16
Task 12: Florence Rhody Express	16
Task 13: Oakridge Diamond Express	17
Task 14: Project A Contingency.....	17
PROJECT B Transit Service Increases.....	17
Task 1: Cottage Grove & Creswell ADA Paratransit Extension	19
Task 2: Fixed Route Service Increase	19
Task 3: Demand Response “Shopper” Service Increase	20
Task 4: Cottage Grove Connector Service Expansion	20
Task 5: Mobility on Demand Pilot	21
Task 6: Project B Contingency.....	21
PROJECT C Passenger Fare Programs.....	22
Task 1: Trip Planning Mobile App	23
Task 2: K-12 Student Pass Program.....	23

Task 3: Low-Income Fare Program.....	24
Task 4: Integrated Fare Validation	24
Task 5: Project C Contingency	24
PROJECT D STIF Administration.....	25
Task 1: Sustainable Service Reserve	26
Task 2: STIF Administration.....	26
PROJECT E Rolling Stock	26
Task 1: RideSource Shopper Vehicle Expansion/Replacement.....	28
Task 2: Fixed Route Vehicle Replacement	28
Task 3: Diamond Express Vehicle Replacement	28
Task 4: Specialized Services Fleet	29
Task 5: Project E Contingency	29
PROJECT F Out-of-District Vehicle Purchases.....	29
Task 1: Diamond Express Vehicle Replacement	31
Task 2: Rhody Express Service Vehicle Purchase	31
Task 3: Project F Contingency	31
PROJECT G Increased Service (Out-of-District)	32
Task 1: Rhody Express Service Expansion	33
Task 2: Diamond Express 4 th Trip Pilot Project	33
Task 3: Diamond Express Saturday Service Pilot Project	34
Task 4: Project G Contingency	34
PROJECT H Sustainable Service Reserve	35
Task 1: Reserve Funds.....	36
PROJECT I Florence-Yachats Connector	36
Task 1: Matching Funds for Operational Costs	38
Task 2: Project I Contingency.....	38
PROJECT J Eugene-Florence Connector	39
Task 1: Matching Funds for Service Expansion	40
Task 2: Project J Contingency.....	41

OREGON PUBLIC TRANSPORTATION PLAN GOALS

Qualified Entities are required to identify how each STIF Plan Project is consistent with OPTP goals and policies and are encouraged to review and consider these goals prior to selecting Projects that will be included in their STIF Plan.

Goal 1: Mobility – Public Transportation User Experience – People of all ages, abilities, and income levels move reliably and conveniently between destinations using an affordable, well-coordinated public transportation system. People in Oregon routinely use public transportation to meet their daily needs.



Goal 2: Accessibility and Connectivity - Getting from Here to There – Riders experience user-friendly and convenient public transportation connections to and between services and travel modes in urban, suburban, rural, regional, and interstate areas.



Goal 3: Community Livability and Economic Vitality – Public transportation promotes community livability and economic vitality by efficiently and effectively moving people of all ages to and from homes, jobs, businesses, schools and colleges, and other destinations in urban, suburban, and rural areas.



Goal 4: Equity – Public transportation provides affordable, safe, efficient, and equitable transportation to jobs, services, and key destinations, improving quality of life for all Oregonians.



Goal 5: Health – Public transportation fosters improved health of Oregonians by promoting clean air, enhancing connections between people, enabling access to services such as health care and goods such as groceries, and by giving people opportunities to integrate physical activity into everyday life through walking and bicycling to and from public transportation.



Goal 6: Safety and Security – Public transportation trips are safe; riders feel safe and secure during their travel. Public transportation contributes to the resilience of Oregon communities.



Goal 7: Environmental Sustainability – Public transportation contributes to a healthy environment and climate by moving more people with efficient, low-emission vehicles, reducing greenhouse gases and other pollutants.



Goal 8: Land Use – Public transportation is a tool that supports Oregon’s state and local land use goals and policies. Agencies collaborate to ensure public transportation helps shape great Oregon communities providing efficient and effective travel options in urban, suburban, and rural areas.



Goal 9: Funding and Strategic Investment – Strategic investment in public transportation supports the overall transportation system, the economy, and Oregonians’ quality of life. Sustainable and reliable funding enables public transportation services and infrastructure to meet public needs.











Goal 10: Communication, Collaboration, and Coordination – Public and private transportation providers and all levels of government within the state and across state boundaries work collaboratively and foster partnerships that make public transportation seamless regardless of jurisdiction.



ADVISORY COMMITTEE CRITERIA

The Advisory Committee shall consider the following criteria when reviewing STIF Formula Fund Projects:

- Whether the Project would:
 -  increase the frequency of bus service to communities with a high percentage of Low-Income Households;
 -  expand bus routes and bus services to serve communities with a high percentage of Low-Income Households;
 -  reduce fares for public transportation in communities with a high percentage of Low-Income Households;
 -  result in procurement of buses that are powered by natural gas, electricity or other low or no emission propulsion for use in areas with a population of 200,000 or more;
 -  improve the frequency and reliability of service connections between communities inside and outside of the Qualified Entity's service area;
 -  increase the coordination between Public Transportation Service Providers to reduce fragmentation in the provision of public transportation service;
 -  implement student transit services for students in grades 9 through 12; or
 -  implement programs that enhance services for older adults and people with disabilities.
- Whether the Project would maintain an existing, productive service;
- The extent to which the Project goals meet public transportation needs and are a responsible use of public funds;
- The extent to which the Project might benefit or burden historically or currently marginalized communities both now and in the long term; and
- Other factors to be determined by the Qualified Entity or Advisory Committee (for example, geographic equity).

SUMMARY OF PROJECT CHANGES SINCE 11.1.22

Staff updated estimated STIF fund rollover estimates for the upcoming biennium. After updating budgets, Lane Transit District (LTD) updated in-district project budgets to be in more in-line with anticipated rollover.

The new adjusted proposed project list includes the following changes:

- Project A, Task 1 – Ridesource ADA Paratransit and Shopper Shuttle budget has been reduced from \$3,500,000 to \$1,000,000 each year.
- Project B, Task 2 – Fixed Route Service Increase has been reduced from \$6,500,000 to \$4,500,000 in Fiscal Year 2025.
- Project B, Task 4 – Cottage Grove Connector Service Expansion has been reduced from \$350,000 to \$305,000 each year.
- Project B, Task 5 – Mobility on Demand Pilot has been reduced from \$350,000 to \$305,000 in Fiscal Year 2025.
- Project C, Task 1 – Trip Planning Mobile App has been reduced from \$550,000 to \$250,000 in Fiscal Year 2025.
- Project C, Task 3 – Low Income Fare Program has been reduced from \$750,000 to \$500,000 each year.
-

The current project requests more closely align with the estimated available funding. There is a larger request for in-district funds than anticipated available funding. This over-subscription is intentional, to ensure providers have projects ready, if funds do become available. Providers are aware of the over-subscription and do have several projects that are scalable, based on fund availability. The table on the next page highlights budget changes. **Changes are noted in red throughout this document.**

STIF FORMULA FUND PROPOSED BUDGETS

IN-DISTRICT TOTALS

Total Project Application Funding Requests	2024	2025	Total
STIF Formula	\$18,872,479	\$12,901,279	\$31,756,958
Federal	\$15,230,341	\$3,732,842	\$18,963,183
Other State	\$47,200	\$47,200	\$94,400
Local	\$55,432	\$55,432	\$110,864
Application Total	\$34,205,452	\$16,736,753	\$50,925,405
Anticipated In-District STIF Funds	\$21,324,734	\$9,668,260	\$30,992,993
In-District STIF Funds Requested	\$18,872,479	\$12,901,279	\$31,756,958
Difference between STIF Funds Available & STIF Funds Requested	\$2,452,254	(\$3,233,020)	(\$763,965)

OUT-OF-DISTRICT TOTALS

Total Project Application Funding Requests	2024	2025	Total
STIF Formula	\$1,676,284	\$1,163,284	\$2,839,567
Federal	\$490,715	\$490,715	\$981,430
Other State	\$678,800	\$678,800	\$1,357,600
Local	\$89,676	\$89,676	\$179,352
Application Total	\$2,935,474	\$2,422,475	\$5,357,949
Anticipated Out-of-District STIF Funds	\$2,119,653	\$736,285	\$2,855,938
Out-of-District Funds Requested	\$1,676,284	\$1,163,284	\$2,839,567
Difference between STIF Funds Available & STIF Funds Requested	\$443,370	(\$426,998)	\$16,371

COMBINED TOTALS

Total Project Application Funding Requests	2024	2025	Total
STIF Formula	\$20,548,763	\$14,047,763	\$34,596,526
Federal	\$15,721,056	\$4,223,557	\$19,944,613
Other State	\$726,000	\$726,000	\$1,452,000
Local	\$145,108	\$145,108	\$290,216
Application Total	\$37,140,927	\$19,142,428	\$56,283,355
Total Anticipated STIF Formula Funds	\$23,444,386	\$10,404,545	\$33,848,930
<i>ODOT Estimated Available Funds</i>	\$8,245,647	\$8,670,454	\$16,916,101
<i>Recommended 20% Increase</i>	\$1,649,129	\$1,734,091	\$3,383,220
<i>LTD Estimated Carryover</i>	\$13,549,609		\$13,549,609
Total STIF Formula Funds Requested	\$20,548,763	\$14,047,763	\$34,596,526
Difference Between Funds Available & Funds Requested	\$2,895,623	(\$3,643,218)	(\$747,595)

POPULATION-BASED FUNDS DETAIL

	2024	2025	Total
Population-Based Formula Funds Requested	\$2,603,351	\$2,603,351	\$5,206,702
Population-Based Formula Funds Available	\$969,831	\$1,027,721	\$1,997,552

STUDENT TRANSIT SERVICES DETAIL

	2024	2025	Total
Funds Supporting Student Transit Requested	\$2,140,381	\$2,031,331	\$4,171,711
Required 1% of all Funds Requested to Support Student Transit	\$205,488	\$140,478	\$345,965

STIF PROPOSED PROJECT SUMMARIES

PROJECT A | SPECIALIZED SERVICES STF PROGRAMS

Basic Project Information

Public Transportation Service Provider: Lane Transit District

Project Description: These are programs identified in the Lane Transit Coordinated Plan that have traditionally been funded using STF, now a part of the STIF process.

Project Budget:

Fund Type	2024	2025	Total
STIF Formula:	\$2,159,351	\$2,159,351	\$4,318,702
Federal:	\$1,243,556	\$1,243,557	\$2,487,113
Local:	\$145,108	\$145,108	\$290,216
Project Total:	\$3,548,015	\$3,548,016	\$7,096,031

Other Information:

- Suballocation: 80% In-District | 20% Out-of-District
- Percent of Funds Supporting Student Transportation: 0%
- Percent of Funds Supporting Seniors and Individuals with Disabilities: 100%

Project Meets the Following STIF Criteria:

	FY24	FY25
5. The improvement in the frequency and reliability of service between communities inside and outside of the Qualified Entity’s service area.	5%	5%
6. Coordination between public transportation service providers to reduce fragmentation in the provision of transportation services.	15%	15%
8. Services for older adults and people with disabilities.	80%	80%

Project Meets the Following Oregon Public Transportation Plan Goals:

Goal 1: Mobility – Public Transportation User Experience

Goal 2: Accessibility and Connectivity

Goal 3: Community Livability and Economic Vitality

Goal 4: Equity

Goal 5: Health

Goal 6: Safety and Security

Goal 9: Funding and Strategic Investment

Goal 10: Communication, Collaboration, and Coordination

Project Tasks (14 Total)

Task 1: RideSource ADA Paratransit and Shopper Shuttle

Description: Generally provides scheduled trips for older adults and people with disabilities within 3/4 mile of fixed route bus service who are otherwise unable to access public transportation.

Category: Operations

Task Budget:

Fund Type	2024	2025	Total
STIF Formula:	\$1,000,000	\$1,000,000	\$2,000,000

Outcome Measures:

- 760,390 revenue miles
- 72,748 revenue hours
- 164,150 rides
- 257,359 people with access to transit
- 87,603 low-income households with access to transit
- 164,150 paratransit rides provided

Task 2: Preventive Maintenance for Specialized Services Fleet

Description: Vehicle preventive maintenance for Specialized Services fleet (75 vehicles). These vehicles support LTD specialized services such as RideSource ADA paratransit, South Lane, Florence, and Oakridge routes.

Category: Preventive Maintenance

Task Budget:

Fund Type	2024	2025	Total
STIF Formula:	\$41,080	\$41,080	\$82,160
Federal:	\$358,920	\$358,920	\$717,840
Task Total:	\$400,000	\$400,000	\$800,000

Outcome Measures:

- 75 vehicles maintained

Task 3: Volunteer Mileage Reimbursement

Description: Volunteers organized through LCOG Senior and Disability Services seek gas mileage reimbursement when performing trips for those in need outside of our regular service area.

Category: Operations

Task Budget:

Fund Type	2024	2025	Total
STIF Formula:	\$50,000	\$50,000	\$100,000
Federal:	\$100,000	\$100,000	\$200,000
Local:	\$51,676	\$51,676	\$103,352
Task Total:	\$201,676	\$201,676	\$403,352

Outcome Measures:

- 18,000 revenue miles
- 2,000 revenue hours
- 6,000 rides
- 257,359 people with access to transit
- 87,603 low-income households with access to transit
- 6,000 paratransit rides provided

Task 4: Behavioral Health Transportation

Description: These trips assist those with behavioral health disabilities get to appointments who are otherwise unable to access public transportation.

Category: Operations

Task Budget:

Fund Type	2024	2025	Total
STIF Formula:	\$12,838	\$12,838	\$25,676
Federal:	\$112,162	\$112,162	\$224,324
Task Total:	\$125,000	\$125,000	\$250,000

Outcome Measures:

- 85,000 revenue miles
- 5,000 revenue hours
- 6,000 rides
- 257,359 people with access to transit
- 87,603 low-income households with access to transit
- 6,000 paratransit rides provided

Task 5: Crucial Connections

Description: Funding for trips referred to LTD through LCOG via Senior and Disability Services, in which no other transportation options are available. This has proven vital for unexpected situations such as pandemic and wildfire response.

Category: Operations

Task Budget:

Fund Type	2024	2025	Total
STIF Formula:	\$2,568	\$2,568	\$5,136
Federal:	\$22,432	\$22,432	\$44,864
Task Total:	\$25,000	\$25,000	\$50,000

Outcome Measures:

- 4,000 revenue miles
- 100 revenue hours
- 200 rides
- 200 paratransit rides provided

Task 6: Veterans Transportation

Description: These trips benefit veterans looking to connect to services at VA hospitals.

Category: Operations

Task Budget:

Fund Type	2024	2025	Total
STIF Formula:	\$100,000	\$100,000	\$200,000

Outcome Measures:

- 40,000 revenue miles
- 200 revenue hours
- 300 rides
- 300 paratransit rides provided

Task 7: Preschool Transportation

Description: These trips transport preschool aged children of parents with disabilities to services which allow them to maintain parity with their peers throughout K-12.

Category: Operations

Task Budget:

Fund Type	2024	2025	Total
STIF Formula:	\$25,000	\$25,000	\$50,000
Federal:	\$50,568	\$50,568	\$101,136
Local:	\$49,432	\$49,432	\$98,864
Task Total:	\$125,000	\$125,000	\$250,000

Outcome Measures:

- 80,000 revenue miles
- 10,000 revenue hours
- 12,000 rides
- 257,359 people with access to transit
- 87,603 low-income households with access to transit
- 12,000 paratransit rides provided

Task 8: South Lane Operations

Description: There are origin to destination trips within a defined service area in rural South Lane County not covered by other programs.

Category: Operations

Task Budget:

Fund Type	2024	2025	Total
STIF Formula:	\$100,000	\$100,000	\$200,000
Federal:	\$136,116	\$136,117	\$272,233
Task Total:	\$236,116	\$236,117	\$472,233

Outcome Measures:

- 100,000 revenue miles
- 7,500 revenue hours
- 15,000 rides
- 30,020 people with access to transit
- 9,375 low-income households with access to transit
- 15,000 trips added

Task 9: Travel Training

Description: LTD provides training and support for members of the community that have either never ridden a bus, or need additional training and support due to a disability, helping them learn to ride public transportation independently.

Category: Mobility Management

Task Budget:

Fund Type	2024	2025	Total
STIF Formula:	\$10,270	\$10,270	\$20,540
Federal:	\$89,730	\$89,730	\$179,460
Task Total:	\$100,000	\$100,000	\$200,000

Outcome Measures:

- 5,000 individuals receiving transit training
- 5,000 individuals served by coordinated demand response call center

Task 10: Transit Host Program

Description: Transit Hosts help people with disabilities who need assistance transferring between buses at our busy Eugene Station, but who can otherwise ride our fixed route system independently.

Category: Mobility Management

Task Budget:

Fund Type	2024	2025	Total
STIF Formula:	\$7,703	\$7,703	\$15,406
Federal:	\$67,297	\$67,297	\$134,594
Task Total:	\$75,000	\$75,000	\$150,000

Outcome Measures:

- 300 individuals receiving transit training
- 300 individuals served by coordinated demand response call center

Task 11: Transportation Eligibility Assessments

Description: This program is a collaboration with community partners to raise awareness and establish eligibility for transportation programs that benefit older adults and people with disabilities.

Category: Mobility Management

Task Budget:

Fund Type	2024	2025	Total
STIF Formula:	\$250,000	\$250,000	\$500,000
Federal:	\$89,339	\$89,339	\$178,678
Task Total:	\$339,339	\$339,339	\$678,678

Outcome Measures:

- 5,000 individuals receiving transit training
- 5,000 individuals served by coordinated demand response call center

Task 12: Florence Rhody Express

Description: This is fixed route service within the City of Florence.

Category: Operations

Task Budget:

Fund Type	2024	2025	Total
STIF Formula:	\$75,000	\$75,000	\$150,000
Federal:	\$91,992	\$91,992	\$183,984
Local:	\$32,000	\$32,000	\$64,000
Task Total:	\$198,992	\$198,992	\$397,984

Outcome Measures:

- 60,000 revenue miles
- 5,000 revenue hours
- 20,000 rides
- 9,037 people with access to transit
- 3,181 low-income households with access to transit

Task 13: Oakridge Diamond Express

Description: This service connects the community of Oakridge with the metropolitan area.

Category: Operations

Task Budget:

Fund Type	2024	2025	Total
STIF Formula:	\$125,000	\$125,000	\$250,000
Federal:	\$125,000	\$125,000	\$250,000
Local:	\$12,000	\$12,000	\$24,000
Task Total:	\$262,000	\$262,000	\$524,000

Outcome Measures:

- 175,000 revenue miles
- 6,000 revenue hours
- 25,000 rides
- 3,336 people with access to transit
- 1,871 low-income households with access to transit

Task 14: Project A Contingency

Description: This task creates a contingency fund for other Project A tasks to cover unexpected costs, increased market rates, inflation, or other factors to help ensure project delivery despite rising costs.

Category: Program Reserves

Task Budget:

Fund Type	2024	2025	Total
STIF Formula:	\$859,892	\$859,892	\$1,719,784

Outcome Measures:

- \$1,719,784 in reserve funds created

PROJECT B | TRANSIT SERVICE INCREASES

Basic Project Information

Public Transportation Service Provider: Lane Transit District

Project Description: The project will fund increased services for fixed route, ADA paratransit service, shopper services, and mobility-on-demand service and pilots.

Project Budget:

Fund Type	2024	2025	Total
STIF Formula:	\$4,956,000	\$6,522,000	\$11,478,000

Other Information:

- Suballocation: 100% In-District | 0% Out-of-District
- Percent of Funds Supporting Student Transportation: 20%
- Percent of Funds Supporting Seniors and Individuals with Disabilities: 0%

Project Meets the Following STIF Criteria:

	FY24	FY25
1. Increased frequency of bus service to areas with a high percentage of Low-Income Households.	10%	10%
2. Expansion of bus routes and bus services to serve areas with a high percentage of Low-Income Households.	50%	50%
5. The improvement in the frequency and reliability of service between communities inside and outside of the Qualified Entity’s service area.	10%	10%
6. Coordination between public transportation service providers to reduce fragmentation in the provision of transportation services.	10%	10%
7. Implementation of programs to provide student transit service for students in grades 9-12.	20%	20%

Project Meets the Following Oregon Public Transportation Plan Goals:

- Goal 1: Mobility – Public Transportation User Experience
- Goal 2: Accessibility and Connectivity
- Goal 3: Community Livability and Economic Vitality
- Goal 4: Equity
- Goal 5: Health
- Goal 6: Safety and Security
- Goal 7: Environmental Sustainability
- Goal 8: Land Use
- Goal 9: Funding and Strategic Investment
- Goal 10: Communication, Collaboration, and Coordination

Project Tasks (6 Total)

Task 1: Cottage Grove & Creswell ADA Paratransit Extension

Description: Expand ADA paratransit services to Cottage Grove and Creswell in response to increased fixed-route bus service.

Category: Operations

Task Budget:

Fund Type	2024	2025	Total
STIF Formula:	\$100,000	\$100,000	\$200,000

Outcome Measures:

- 60,000 revenue miles
- 3,000 revenue hours
- 5,000 rides
- 298,431 people with access to transit
- 99,977 low-income households with access to transit
- 5,000 paratransit rides provided

Task 2: Fixed Route Service Increase

Description: This task will increase frequency and span of fixed route service in within the District.

Category: Operations

Task Budget:

Fund Type	2024	2025	Total
STIF Formula:	\$3,500,000	\$4,500,000	\$8,000,000

Outcome Measures:

- 516,000 revenue miles
- 42,000 revenue hours
- 1,029,000 rides
- 272,900 people with access to transit
- 17,396 low-income households with access to transit
- 12,300 students in grades 9-12 with free or reduced fare transit pass
- 12,300 students in grades 9-12 attending a school served by transit
- 516,000 paratransit rides provided

Task 3: Demand Response “Shopper” Service Increase

Description: This task will double the number of trips offered on the District's demand response "shopper" service.

Category: Operations

Task Budget:

Fund Type	2024	2025	Total
STIF Formula:	\$225,000	\$225,000	\$450,000

Outcome Measures:

- 20,000 revenue miles
- 2,000 revenue hours
- 12,000 rides
- 257,359 people with access to transit
- 87,603 low-income households with access to transit
- 12,000 paratransit rides provided

Task 4: Cottage Grove Connector Service Expansion

Description: Continued and expanded operation of Cottage Grove Connector service. This service will provide shared-ride mobility to areas of concentrated low-income and senior populations in the Cottage Grove area.

Category: Operations

Task Budget:

Fund Type	2024	2025	Total
STIF Formula:	\$305,000	\$305,000	\$610,000

Outcome Measures:

- 50,000 revenue miles
- 3,500 revenue hours
- 40,000 rides
- 10,000 people with access to transit
- 1,000 low-income households with access to transit
- 29 new shared transit stops
- New technology and service added

Task 5: Mobility on Demand Pilot

Description: These funds will support one additional mobility on demand pilot in the LTD district per year. This service will provide shared-ride mobility to areas of concentrated low-income and senior populations.

Category: Operations

Task Budget:

Fund Type	2024	2025	Total
STIF Formula:	\$0	\$305,000	\$305,000

Outcome Measures:

- 50,000 revenue miles
- 3,500 revenue hours
- 40,000 rides
- 10,000 people with access to transit
- 1,000 low-income households with access to transit
- New technology and service added

Task 6: Project B Contingency

Description: This task creates a contingency fund for other Project B tasks to cover unexpected costs, increased market rates, inflation, or other factors to help ensure project delivery despite rising costs.

Category: Program Reserves

Task Budget:

Fund Type	2024	2025	Total
STIF Formula:	\$835,000	\$1,505,000	\$2,340,000

Outcome Measures:

- \$2,340,000 in reserve funds created

PROJECT C | PASSENGER FARE PROGRAMS

Basic Project Information

Public Transportation Service Provider: Lane Transit District

Project Description: This project will increase passengers ability to access services through a Multimodal Trip Planner, K-12 Student Fare Program, Low Income Fare Program, and Integrated Fare Validation technology expansion.

Project Budget:

Fund Type	2024	2025	Total
STIF Formula:	\$2,130,000	\$1,968,000	\$4,098,000

Other Information:

- Suballocation: 80% In-District | 20% Out-of-District
- Percent of Funds Supporting Student Transportation: 30%
- Percent of Funds Supporting Seniors and Individuals with Disabilities: 0%

Project Meets the Following STIF Criteria:

	FY24	FY25
3. Fund the implementation of programs to reduce fares for public transportation in communities with a high percentage of Low-Income Households.	50%	50%
7. Implementation of programs to provide student transit service for students in grades 9-12.	30%	30%
8. Services for older adults and people with disabilities.	20%	20%

Project Meets the Following Oregon Public Transportation Plan Goals:

Goal 1: Mobility – Public Transportation User Experience

Goal 2: Accessibility and Connectivity

Goal 3: Community Livability and Economic Vitality

Goal 4: Equity

Goal 5: Health

Goal 6: Safety and Security

Goal 10: Communication, Collaboration, and Coordination

Project Tasks (5 Total)

Task 1: Trip Planning Mobile App

Description: Create a mobile application that enables customers to plan a trip in the Eugene-Springfield area using a variety of transportation modes.

Category: Mobility Management

Task Budget:

Fund Type	2024	2025	Total
STIF Formula:	\$250,000	\$250,000	\$500,000

Outcome Measures:

- 1 application
- 1 marketing campaign

Task 2: K-12 Student Pass Program

Description: This task will provide the opportunity to all students inside and outside of the District's service area to receive a free transit pass.

Category: Mobility Management

Task Budget:

Fund Type	2024	2025	Total
STIF Formula:	\$850,000	\$850,000	\$1,700,000

Outcome Measures:

- 12,300 students in grades 9-12 with free or reduced fare transit pass
- 12,300 students in grades 9-12 attending a school served by transit
- 1 marketing campaign

Task 3: Low-Income Fare Program

Description: This task provides free transit passes for low-income populations. Social service agencies purchase passes at a reduced rate for distribution to clients.

Category: Mobility Management

Task Budget:

Fund Type	2024	2025	Total
STIF Formula:	\$500,000	\$500,000	\$1,000,000

Outcome Measures:

- 570,000 minimum low-income fares provided

Task 4: Integrated Fare Validation

Description: This task will expand the electronic fare system to fixed-route, ADA paratransit, and mobility-on-demand.

Category: Equipment Purchase

Task Budget:

Fund Type	2024	2025	Total
STIF Formula:	\$175,000	\$40,000	\$215,000

Outcome Measures:

- 1 marketing campaign

Task 5: Project C Contingency

Description: This task creates a contingency fund for other Project C tasks to cover unexpected costs, increased market rates, inflation, or other factors to help ensure project delivery despite rising costs.

Category: Program Reserves

Task Budget:

Fund Type	2024	2025	Total
STIF Formula:	\$465,000	\$378,000	\$843,000

Outcome Measures:

- \$843,000 in reserve funds created

PROJECT D | STIF ADMINISTRATION

Basic Project Information

Public Transportation Service Provider: Lane Transit District

Project Description: This project covers associated costs of administration and management of the overall STIF program and specific STIF projects, and creates a reserve fund to be maintained to prepare for unanticipated events that could adversely affect STIF funded Operations.

Project Budget:

Fund Type	2024	2025	Total
STIF Formula:	\$492,612	\$492,612	\$985,224

Other Information:

- Suballocation: 100% In-District | 0% Out-of-District
- Percent of Funds Supporting Student Transportation: 5%
- Percent of Funds Supporting Seniors and Individuals with Disabilities: 0%

Project Meets the Following STIF Criteria:

	FY24	FY25
1. Increased frequency of bus service to areas with a high percentage of Low-Income Households.	20%	20%
2. Expansion of bus routes and bus services to serve areas with a high percentage of Low-Income Households.	5%	5%
3. Fund the implementation of programs to reduce fares for public transportation in communities with a high percentage of Low-Income Households.	5%	5%
4. Procurement of low or no emission buses for use in areas with 200,000 or more.	15%	15%
7. Implementation of programs to provide student transit service for students in grades 9-12.	5%	5%
8. Services for older adults and people with disabilities.	50%	50%

Project Meets the Following Oregon Public Transportation Plan Goals:

Goal 4: Equity

Goal 9: Funding and Strategic Investment

Goal 10: Communication, Collaboration, and Coordination

Project Tasks (2 Total)

Task 1: Sustainable Service Reserve

Description: Reserve funds will be maintained to prepare for unanticipated events that could adversely affect the financial condition of STUF funded operations and jeopardize the smooth continuation of necessary transit services.

Category: Program Reserve

Task Budget:

Fund Type	2024	2025	Total
STIF Formula:	\$292,612	\$292,612	\$585,224

Outcome Measures:

- \$585,224 in reserve funds created

Task 2: STIF Administration

Description: This task provides funds to cover the administrative costs associated with managing the overall STIF program and for specific STIF projects. Costs include LTD staff time and an intergovernmental agreement with Lane Council of Governments.

Category: Project Administration

Task Budget:

Fund Type	2024	2025	Total
STIF Formula:	\$200,000	\$200,000	\$400,000

Outcome Measures:

- Timely application and reporting

PROJECT E | ROLLING STOCK

Basic Project Information

Public Transportation Service Provider: Lane Transit District

Project Description: The purchase of multiple vehicles; STF Specialized Services Replacement vehicle, RideSource Shopper Vehicle Expansion/Replacement, Fixed-Route Vehicle Replacement, and Diamond Express Vehicle Replacement.

Project Budget:

Fund Type	2024	2025	Total
STIF Formula:	\$9,711,000	\$2,238,000	\$11,949,000
Federal:	\$14,477,500	\$2,980,000	\$17,457,500
Project Total:	\$24,188,500	\$5,218,000	\$29,406,500

Other Information:

- Suballocation: 100% In-District | 0% Out-of-District
- Percent of Funds Supporting Student Transportation: 5%
- Percent of Funds Supporting Seniors and Individuals with Disabilities: 0%

Project Meets the Following STIF Criteria:

	FY24	FY25
2. Expansion of bus routes and bus services to serve areas with a high percentage of Low-Income Households.	5%	5%
4. Procurement of low or no emission buses for use in areas with 200,000 or more.	40%	40%
5. The improvement in the frequency and reliability of service between communities inside and outside of the Qualified Entity’s service area.	5%	5%
7. Implementation of programs to provide student transit service for students in grades 9-12.	5%	5%
8. Services for older adults and people with disabilities.	45%	45%

Project Meets the Following Oregon Public Transportation Plan Goals:

Goal 1: Mobility – Public Transportation User Experience

Goal 2: Accessibility and Connectivity

Goal 3: Community Livability and Economic Vitality

Goal 4: Equity

Goal 5: Health

Goal 6: Safety and Security

Goal 7: Environmental Sustainability

Goal 8: Land Use

Goal 9: Funding and Strategic Investment

Goal 10: Communication, Collaboration, and Coordination

Project Tasks (5 Total)

Task 1: RideSource Shopper Vehicle Expansion/Replacement

Description: RideSource Shopper Vehicle Expansion/Replacement

Category: Vehicle Purchase

Task Budget:

Fund Type	2024	2025	Total
STIF Formula:	\$200,000	\$0	\$200,000

Outcome Measures:

- 1 vehicle purchased

Task 2: Fixed Route Vehicle Replacement

Description: Fixed-Route Vehicle Replacement up to 23. The useful life of these assets are 12 years or 500,000 miles. The vehicles identified below are over their useful life.

Category: Vehicle Purchase

Task Budget:

Fund Type	2024	2025	Total
STIF Formula:	\$4,487,500	\$885,000	\$5,372,500
Federal:	\$13,462,500	\$2,655,000	\$16,117,500
Project Total:	\$17,950,000	\$3,540,000	\$21,490,000

Outcome Measures:

- 23 vehicles purchased

Task 3: Diamond Express Vehicle Replacement

Description: Diamond Express operates both within and out-of-district. This task covers the 60% in-district portion of the purchase.

Category: Vehicle Purchase

Task Budget:

Fund Type	2024	2025	Total
STIF Formula:	\$360,000	\$0	\$360,000

Outcome Measures:

- 1 vehicle purchased

Task 4: Specialized Services Fleet

Description: Purchase up to 37 vehicles for continued reliable service of our specialized services. The useful life for these vehicles is seven (7) years or 200,000 miles.

Category: Vehicle Purchase

Task Budget:

Fund Type	2024	2025	Total
STIF Formula:	\$3,045,000	\$980,000	\$4,025,000
Federal:	\$1,015,000	\$325,000	\$1,340,000
Project Total:	\$4,060,000	\$1,305,000	\$5,365,000

Outcome Measures:

- 37 vehicles purchased

Task 5: Project E Contingency

Description: This task creates a contingency fund for other Project E tasks to cover unexpected costs, increased market rates, inflation, or other factors to help ensure project delivery despite rising costs.

Category: Program Reserves

Task Budget:

Fund Type	2024	2025	Total
STIF Formula:	\$1,618,500	\$373,000	\$1,991,500

Outcome Measures:

- \$1,991,500 in reserve funds created

PROJECT F | OUT-OF-DISTRICT VEHICLE PURCHASES

Basic Project Information

Public Transportation Service Provider: Lane Transit District

Project Description: This project would purchase one (1) vehicle related to out-of-district service: The Diamond Express operates between Oakridge and the Eugene area along Highway 58, requiring use of a 40' vehicle to accommodate all passengers. This will replace the current vehicle in service.

The Rhody Express is an hourly fixed route service in the City of Florence. The additional vehicle would allow for an increase in frequency of current trips.

Project Budget:

Fund Type	2024	2025	Total
STIF Formula:	\$438,000	\$0	\$438,000

Other Information:

- Suballocation: 0% In-District | 100% Out-of-District
- Percent of Funds Supporting Student Transportation: 0%
- Percent of Funds Supporting Seniors and Individuals with Disabilities: 0%

Project Meets the Following STIF Criteria:

	FY24	FY25
5. The improvement in the frequency and reliability of service between communities inside and outside of the Qualified Entity’s service area.	60%	60%
8. Services for older adults and people with disabilities.	40%	40%

Project Meets the Following Oregon Public Transportation Plan Goals:

- Goal 1: Mobility – Public Transportation User Experience
- Goal 2: Accessibility and Connectivity
- Goal 3: Community Livability and Economic Vitality
- Goal 4: Equity
- Goal 5: Health
- Goal 6: Safety and Security
- Goal 7: Environmental Sustainability
- Goal 8: Land Use
- Goal 9: Funding and Strategic Investment
- Goal 10: Communication, Collaboration, and Coordination

Project Tasks (3 Total)

Task 1: Diamond Express Vehicle Replacement

Description: Diamond Express operates both within and out-of-district. This task covers the 40% out-of-district portion of the purchase.

Category: Vehicle Purchase

Task Budget:

Fund Type	2024	2025	Total
STIF Formula:	\$220,000	\$0	\$220,000

Outcome Measures:

- 1 vehicle purchased

Task 2: Rhody Express Service Vehicle Purchase

Description: Purchase one (1) additional vehicle for the Rhody Express Service.

Category: Vehicle Purchase

Task Budget:

Fund Type	2024	2025	Total
STIF Formula:	\$145,000	\$0	\$145,000

Outcome Measures:

- 1 vehicle purchased

Task 3: Project F Contingency

Description: This task creates a contingency fund for other Project F tasks to cover unexpected costs, increased market rates, inflation, or other factors to help ensure project delivery despite rising costs.

Category: Program Reserves

Task Budget:

Fund Type	2024	2025	Total
STIF Formula:	\$73,000	\$0	\$73,000

Outcome Measures:

- \$73,000 in reserve funds created

PROJECT G | INCREASED SERVICE (OUT-OF-DISTRICT)

Basic Project Information

Public Transportation Service Provider: Lane Transit District

Project Description: This project will increase service hours and days on the Diamond Express and Rhody Express.

Project Budget:

Fund Type	2024	2025	Total
STIF Formula:	\$444,000	\$444,000	\$888,000

Other Information:

- Suballocation: 0% In-District | 100% Out-of-District
- Percent of Funds Supporting Student Transportation: 0%
- Percent of Funds Supporting Seniors and Individuals with Disabilities: 100%

Project Meets the Following STIF Criteria:

	FY24	FY25
1. Increased frequency of bus service to areas with a high percentage of Low-Income Households.	80%	80%
8. Services for older adults and people with disabilities.	20%	20%

Project Meets the Following Oregon Public Transportation Plan Goals:

Goal 1: Mobility – Public Transportation User Experience

Goal 2: Accessibility and Connectivity

Goal 3: Community Livability and Economic Vitality

Goal 4: Equity

Goal 5: Health

Goal 6: Safety and Security

Goal 7: Environmental Sustainability

Goal 9: Funding and Strategic Investment

Goal 10: Communication, Collaboration, and Coordination

Project Tasks (4 Total)

Task 1: Rhody Express Service Expansion

Description: The Rhody Express is an hourly fixed route service in the City of Florence. Proposed is a service expansion aiming to increase the frequency of current trips.

Category: Operations

Task Budget:

Fund Type	2024	2025	Total
STIF Formula:	\$220,000	\$220,000	\$440,000

Outcome Measures:

- 38,400 revenue miles
- 3,265 revenue hours
- 9,600 rides
- 7,263 people with access to transit
- 1,045 low-income households with access to transit
- Added services & frequenc

Task 2: Diamond Express 4th Trip Pilot Project

Description: The Diamond Express operates between Oakridge and the Eugene area with three round trips daily, five days per week. This expansion would increase the number of trips per weekday to four.

Category: Operations

Task Budget:

Fund Type	2024	2025	Total
STIF Formula:	\$75,000	\$75,000	\$150,000

Outcome Measures:

- 48,000 revenue miles
- 1,500 revenue hours
- 2,400 rides
- 3,205 people with access to transit
- 300 low-income households with access to transit
- Ridership increased by 2,400

Task 3: Diamond Express Saturday Service Pilot Project

Description: The Diamond Express operates between Oakridge and the Eugene area with three round trips daily, five days per week. This expansion would add Saturday trips as a pilot project.

Category: Operations

Task Budget:

Fund Type	2024	2025	Total
STIF Formula:	\$75,000	\$75,000	\$150,000

Outcome Measures:

- 40,000 revenue miles
- 1,200 revenue hours
- 2,000 rides
- 3,205 people with access to transit
- 300 low-income households with access to transit
- Ridership increased by 2,000

Task 4: Project G Contingency

Description: This task creates a contingency fund for other Project G tasks to cover unexpected costs, increased market rates, inflation, or other factors to help ensure project delivery despite rising costs.

Category: Program Reserves

Task Budget:

Fund Type	2024	2025	Total
STIF Formula:	\$74,000	\$74,000	\$148,000

Outcome Measures:

- \$148,000 in reserve funds created

PROJECT H | SUSTAINABLE SERVICE RESERVE

Basic Project Information

Public Transportation Service Provider: Lane Transit District

Project Description: A reserve fund for operating expenditures helps to ensure consistent service should there be an unexpected event or a decline in funding. Without an established reserve fund, the project would not be in compliance with the LTD Reserve Policy.

Project Budget:

Fund Type	2024	2025	Total
STIF Formula:	\$0	\$6,000	\$6,000

Other Information:

- Suballocation: 0% In-District | 100% Out-of-District
- Percent of Funds Supporting Student Transportation: 0%
- Percent of Funds Supporting Seniors and Individuals with Disabilities: 0%

Project Meets the Following STIF Criteria:

	FY24	FY25
3. Fund the implementation of programs to reduce fares for public transportation in communities with a high percentage of Low-Income Households.	100%	100%

Project Meets the Following Oregon Public Transportation Plan Goals:

Goal 4: Equity

Goal 6: Safety and Security

Goal 9: Funding and Strategic Investment

Project Tasks (1 Total)

Task 1: Reserve Funds

Description: Reserve funds will be maintained to prepare for unanticipated events that could adversely affect the financial condition of STIF funded operations and jeopardize the continuation of necessary transit services in alignment with LTD's Fund Balance.

Category: Program Reserve

Task Budget:

Fund Type	2024	2025	Total
STIF Formula:	\$0	\$6,000	\$6,000

Outcome Measures:

- 6,000 in reserve funds created

PROJECT I | FLORENCE-YACHATS CONNECTOR

Public Transportation Service Provider: Lane Council of Governments

Project Description: The Florence-Yachats Connector route links the rural, coastal communities of Florence and Yachats along Oregon's HWY 101 and serves as an important car-free transportation option for local community members and visitors along Oregon's premier coastline. It is a vital link in the statewide transportation network as it connects with transit to its northern and southern terminal stops to provide continual transit availability along HWY 101 throughout Oregon and beyond. Ridership has steadily increased since the route began in September 2018 as a one-year pilot project funded by ODOT and managed by LTD. Because the route well outside of the LTD's boundary, LTD was not a viable long term manager. Halfway into the one-year pilot, LCOG's Board of Directors unanimously supported assuming route management. LCOG has managed this route since 2019 and remains committed to providing a steady and reliable service. Expansion plans in this STIF biennium include adding Sunday service.

Project Budget:

Fund Type	2024	2025	Total
STIF Formula:	\$76,200	\$76,200	\$152,400
Other State:	\$254,000	\$254,000	\$508,000
Project Total:	\$330,200	\$330,200	\$660,400

Other Information:

- Suballocation: 0% In-District | 100% Out-of-District
- Percent of Funds Supporting Student Transportation: 0%
- Percent of Funds Supporting Seniors and Individuals with Disabilities: 0%

Project Meets the Following STIF Criteria:

	FY24	FY25
1. Increased frequency of bus service to areas with a high percentage of Low-Income Households.	25%	25%
2. Expansion of bus routes and bus services to serve areas with a high percentage of Low-Income Households.	25%	25%
5. The improvement in the frequency and reliability of service between communities inside and outside of the Qualified Entity’s service area.	25%	25%
6. Coordination between public transportation service providers to reduce fragmentation in the provision of transportation services.	25%	25%

Project Meets the Following Oregon Public Transportation Plan Goals:

- Goal 1: Mobility – Public Transportation user Experience
- Goal 2: Accessibility and Connectivity
- Goal 3: Community Livability and Economic Vitality
- Goal 4: Equity
- Goal 5: Health
- Goal 6: Safety and Security
- Goal 7: Environmental Sustainability
- Goal 8: Land Use
- Goal 9: Funding and Strategic Investment
- Goal 10: Communication, Collaboration, and Coordination

Project Tasks (2 Total)

Task 1: Matching Funds for Operational Costs

Description: The Florence-Yachats Connector currently runs 4 round trips per day; Monday through Saturday. It begins at the Grocery Outlet, a key transit hub in Florence, stops at the Carl G. Washburne State Park and ends at W. 3rd St and Pontiac St in Yachats. The return route uses the same stops. This task provides 20% match to STIF Discretionary funds to be used as operational costs to continue operating this service through this STIF Biennium.

Category: Operations

Task Budget:

Fund Type	2024	2025	Total
STIF Formula:	\$63,500	\$63,500	\$127,000
Other State:	\$254,000	\$254,000	\$508,000
Project Total:	\$317,500	\$317,500	\$635,000

Outcome Measures:

- 71,250 revenue miles
- 3,534 revenue hours
- 1,653 rides
- 1,600 people with access to transit
- 176 low-income households with access to transit

Task 2: Project I Contingency

Description: This task creates a contingency fund for other Project I tasks to cover unexpected costs, increased market rates, inflation, or other factors to help ensure project delivery despite rising costs.

Category: Program Reserves

Task Budget:

Fund Type	2024	2025	Total
STIF Formula:	\$12,700	\$12,700	\$25,400

Outcome Measures:

- \$25,400 in reserve funds created

PROJECT J | EUGENE-FLORENCE CONNECTOR

Public Transportation Service Provider: Lane Council of Governments

Project Description: This route stands as a success story of community driven demand for a needed service. LCOG was awarded STIF Discretionary and Formula Funds and LCOG's partner, Confederated Tribes of Coos, Lower Umpqua and Siuslaw Indians were awarded Formula Funds, to initiate a pilot route which began operations February 18, 2020. The route links Florence and Eugene along Highway 126 and serves as an important link in the Statewide Transit Network. It connects with key transit hubs at both ends, providing riders connections with routes to destinations beyond the Eugene-Florence Route. Within one month of initiating route service, COVID-19 restrictions began. The service schedule was not reduced and it continues to run reliably and consistently, proving to be a lifeline service and a transportation option for those traveling between the valley and coast and beyond. Ridership has steadily increased since this route was initiated. LCOG plans to expand service by adding a mid-day route, 4 days per week.

Project Budget:

Fund Type	2024	2025	Total
STIF Formula:	\$141,600	\$141,600	\$283,200
Other State:	\$472,000	\$472,000	\$944,000
Project Total:	\$613,600	\$613,600	\$1,227,200

Other Information:

- Suballocation: 10% In-District | 90% Out-of-District
- Percent of Funds Supporting Student Transportation: 0%
- Percent of Funds Supporting Seniors and Individuals with Disabilities: 0%

Project Meets the Following STIF Criteria:

	FY24	FY25
1. Increased frequency of bus service to areas with a high percentage of Low-Income Households.	25%	25%
2. Expansion of bus routes and bus services to serve areas with a high percentage of Low-Income Households.	25%	25%
5. The improvement in the frequency and reliability of service between communities inside and outside of the Qualified Entity's service area.	25%	25%
6. Coordination between public transportation service providers to reduce fragmentation in the provision of transportation services.	25%	25%

Project Meets the Following Oregon Public Transportation Plan Goals:

Goal 1: Mobility – Public Transportation user Experience

Goal 2: Accessibility and Connectivity

Goal 3: Community Livability and Economic Vitality

Goal 4: Equity

Goal 5: Health

Goal 6: Safety and Security

Goal 7: Environmental Sustainability

Goal 8: Land Use

Goal 9: Funding and Strategic Investment

Goal 10: Communication, Collaboration, and Coordination

Project Tasks (2 Total)

Task 1: Matching Funds for Service Expansion

Description: This route runs seven days per week with one AM and one PM round trip. It begins and ends at the Eugene Amtrak Station with stops in both directions at the Lane Transit District's (LTD) downtown transit station, the communities of Veneta and Mapleton, the Three Rivers Casino, Old Town Florence and the Florence Grocery Outlet. This task funds continued operations of this schedule with the addition of a third mid-day run 4 times per week. It will provide the required 20% match to STIF Discretionary funds to be used as operational costs to continue operating this service through this STIF Biennium.

Category: Operations

Task Budget:

Fund Type	2024	2025	Total
STIF Formula:	\$118,000	\$118,000	\$236,000
Other State:	\$472,000	\$472,000	\$944,000
Project Total:	\$590,000	\$590,000	\$1,180,000

Outcome Measures:

- 110,040 revenue miles
- 4,030 revenue hours
- 7,650 rides
- 13,100 people with access to transit
- 4,454 low-income households with access to transit

Task 2: Project J Contingency

Description: This task creates a contingency fund for other Project J tasks to cover unexpected costs, increased market rates, inflation, or other factors to help ensure project delivery despite rising costs.

Category: Program Reserves

Task Budget:

Fund Type	2024	2025	Total
STIF Formula:	\$23,600	\$23,600	\$47,200

Outcome Measures:

- \$47,200 in reserve funds created